

山西工程科技职业大学
2020-2021 学年本科教学质量报告



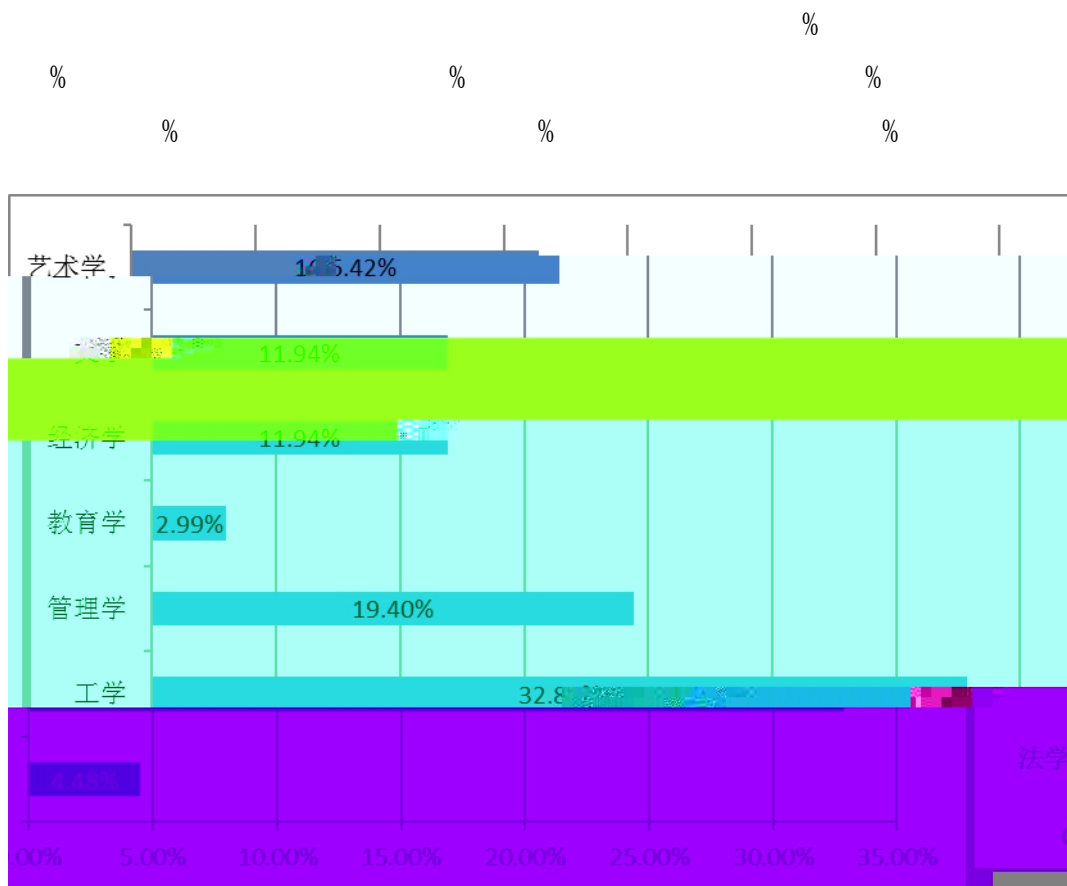
| | |
|-------------------------|--|
| 一、本科教育基本情况..... | |
| (一) 本科人才培养目标及服务面向..... | |
| (二) 本科专业设置情况..... | |
| (三) 在校生规模..... | |
| (四) 本科生生源质量..... | |
| 二、师资与教学条件..... | |
| (一) 师资队伍数量与结构..... | |
| (二) 教师培养培训..... | |
| (三) 教学经费投入情况..... | |
| (四) 教学用房情况..... | |
| (五) 教学科研仪器设备与教学实验室..... | |
| (六) 图书馆及图书资源..... | |
| (七) 信息资源..... | |
| 三、教学建设与改革..... | |
| (一) 专业建设..... | |
| (二) 课程建设..... | |
| (三) 教学改革..... | |
| (四) 教材建设..... | |
| (五) 实践教学..... | |
| (六) 创新创业教育..... | |
| 四、专业培养能力..... | |
| (一) 人才培养目标定位与特色..... | |
| (二) 专业课程体系建设..... | |
| (三) 立德树人落实机制..... | |

| | |
|-----------------------------|--|
| (四) 实践教学..... | |
| 五、质量保障体系..... | |
| (一) 校领导情况及教学工作中中心地位的落实..... | |
| (二) 教学管理与服务..... | |
| (三) 学生管理与服务..... | |
| (四) 质量监控..... | |
| 六、学生学习效果..... | |
| (一) 毕业情况..... | |
| (二) 就业情况..... | |
| (三) 转专业情况..... | |
| 七、特色发展..... | |
| 八、存在问题及改进计划..... | |
| (一) 存在问题..... | |
| (二) 改进计划..... | |
| 附录 本科教学质量报告支撑数据..... | |

一、本科教育基本情况

(一) 本科人才培养目标及服务面向

(二) 本科专业设置情况



(三) 在校生规模

%

%

| | | | | | | | | | | |
|--|--|--|--|--|--|--|--|--|--|--|
| | | | | | | | | | | |
| | | | | | | | | | | |
| | | | | | | | | | | |

二、师资与教学条件

(一) 师资队伍数量与结构

%

%

%

| | | | | |
|--|--|--|--|--|
| | | | | |
| | | | | |
| | | | | |

(二) 教师培养培训

%

(六) 图书馆及图书资源

（二）课程建设

（三）教学改革

| | |
|--|--|
| | |
| | |
| | |
| | |
| | |
| | |
| | |
| | |
| | |

(四) 教材建设

(五) 实践教学

%

%

%

（六）创新创业教育

四、专业培养能力

（一）人才培养目标定位与特色

+

（二）专业课程体系建设

（三）立德树人落实机制

（四）实践教学

五、质量保障体系

（一）校领导情况及教学工作中心地位的落实

%

%

（二）教学管理与服务

（三）学生管理与服务

(四) 质量监控

%


六、学生学习效果

(一) 毕业情况

%

%

(二) 就业情况




5. 在过去三年内，贵单位是否聘用过山西大学商务学院的应届毕业生 * [单选题]

| 选项 | 小计 | 比例 |
|---------|-----|--------|
| 是 | 111 | 63.07% |
| 否，招聘失败 | 6 | 3.41% |
| 否，从未招聘过 | 59 | 33.52% |

6. 贵单位聘用应届毕业生的最主要渠道是 * [单选题]

| 选项 | 小计 | 比例 |
|------------------|-----|---------|
| 聘用对象的学校推荐 | 1 | 0.57% |
| 聘用对象的校友推荐 | 10 | 5.68% |
| 聘用对象的亲朋好友推荐 | 1 | 0.57% |
| 在本单位实习 | 17 | 9.66% |
| 校园招聘会或通过网络发布招聘信息 | 188 | 105.89% |
| 招聘网站招聘 | 39 | 21.72% |
| 校园招聘会的招聘会 | 10 | 5.68% |
| 其他 | 1 | 0.57% |

7. 贵单位决定聘用应届毕业生的主要理由是* [多选题]



(三) 转专业情况

%

七、特色发展

附录 本科教学质量报告支撑数据

%

| | | | % | | % |
|--|--|--|---|--|---|
| | | | | | |
| | | | | | |
| | | | | | |
| | | | | | |
| | | | | | |
| | | | | | |
| | | | | | |
| | | | | | |
| | | | | | |
| | | | | | |
| | | | | | |
| | | | | | |

| | | | | | |
|--|--|--|--|--|--|
| | | | | | |
| | | | | | |
| | | | | | |

E

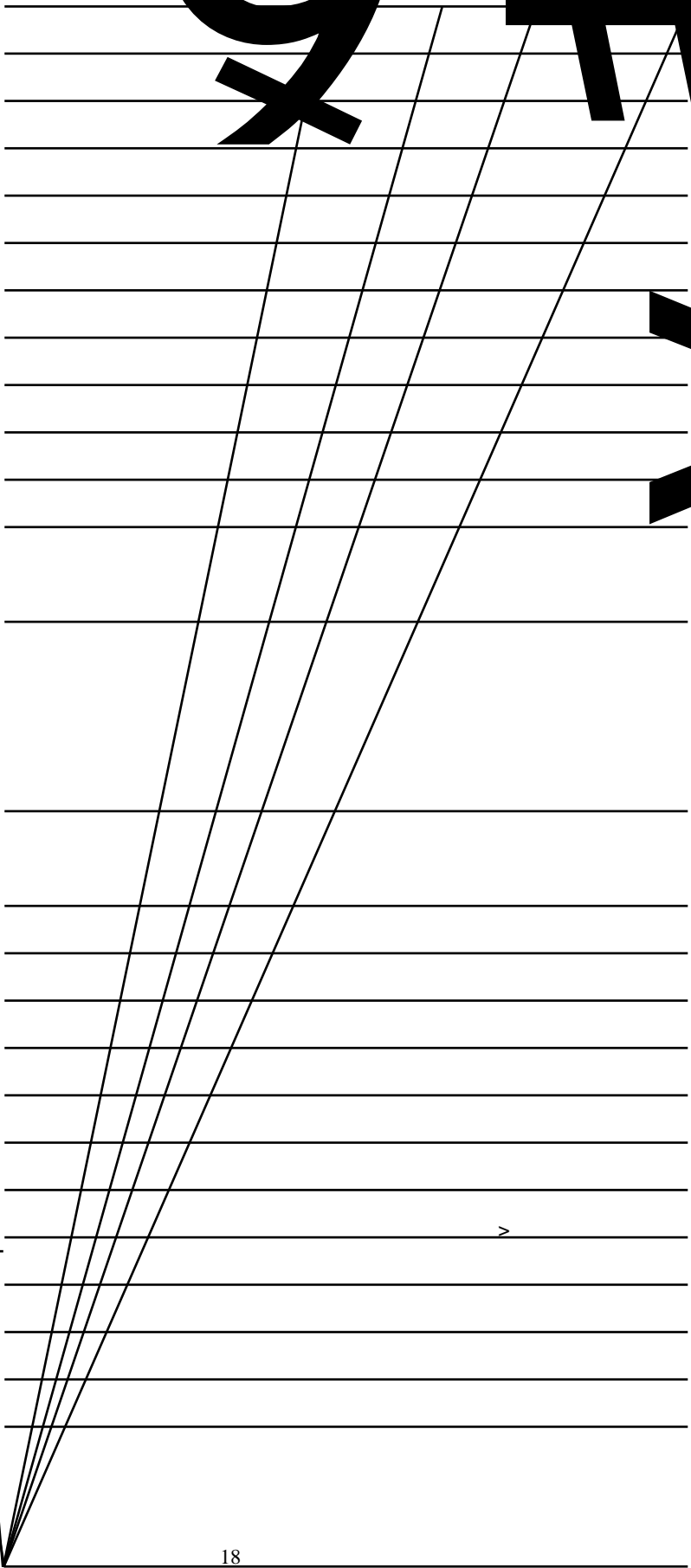
1

9

#

R

V



| | | | | | |
|--|--|--|--|--|--|
| | | | | | |
| | | | | | |
| | | | | | |

| | | | | % | | | | | |
|--------|--|--|--|---|--|--|--|--|--|
| K | | | | | | | | | |
| | | | | | | | | | |
| 390202 | | | | | | | | | |
| | | | | . | | | | | |
| K | | | | | | | | | |
| K | | | | . | | | | | |
| K | | | | . | | | | | |
| | | | | | | | | | |
| | | | | . | | | | | |
| | | | | | | | | | |
| | | | | . | | | | | |
| | | | | | | | | | |
| | | | | | | | | | |
| | | | | . | | | | | |
| | | | | | | | | | |
| | | | | | | | | | |
| | | | | | | | | | |
| | | | | | | | | | |
| | | | | | | | | | |

| | | | | % | | | | | |
|---------|--|--|--|---|--|--|--|--|--|
| | | | | | | | | | |
| | | | | | | | | | |
| | | | | | | | | | |
| | | | | | | | | | |
| K | | | | | | | | | |
| K | | | | | | | | | |
| | | | | | | | | | |
| | | | | | | | | | |
| T | | | | | | | | | |
| | | | | | | | | | |
| | | | | | | | | | |
| | | | | | | | | | |
| | | | | | | | | | |
| | | | | | | | | | |
| | | | | | | | | | |
| | | | | | | | | | |
| | | | | | | | | | |
| 5020101 | | | | | | | | | |
| 50201 | | | | | | | | | |
| 50262 | | | | | | | | | |
| 50207 | | | | | | | | | |
| 1511 | | | | | | | | | |
| | | | | | | | | | |
| | | | | | | | | | |
| | | | | | | | | | |
| | | | | | | | | | |

| | | | | % | | | | | |
|--------|--|--|--|---|--|--|--|--|--|
| 500603 | | | | | | | | | |
| | | | | . | | | | | |
| | | | | | | | | | |
| | | | | | | | | | |
| | | | | | | | | | |
| | | | | | | | | | |
| | | | | | | | | | |
| | | | | | | | | | |

| | | | |
|--|--|---|---|
| | | | |
| | | , | , |
| | | , | |

| | | | |
|--|--|--|--|
| | | | |
| | | | |

| | | | | | (%) | | | |
|-----------|--|---|---|--|-----|--|--|--|
| | | | | | | | | |
| | | | . | | . | | | |
| K | | | | | . | | | |
| K | | | | | | | | |
| K | | | | | . | | | |
| | | | | | | | | |
| | | . | . | | . | | | |
| K | | | . | | . | | | |
| | | | | | . | | | |
| | | | | | . | | | |
| 120201K | | | . | | . | | | |
| 120202 | | | . | | | | | |
| 120206 | | | . | | . | | | |
| 120901K | | | . | | . | | | |
| 120402 | | | . | | . | | | |
| 390202 | | . | . | | . | | | |
| 120201K01 | | | | | . | | | |
| | | | . | | . | | | |
| | | | . | | . | | | |
| | | . | | | . | | | |
| T | | | . | | . | | | |
| | | | | | . | | | |
| | | | | | . | | | |

| | | | | | % | | | |
|---|--|----|---|--|---|--|--|--|
| | | | | | | | | |
| | | | . | | . | | | |
| | | | | | . | | | |
| T | | | . | | . | | | |
| | | | . | | | | | |
| | | | . | | | | | |
| T | | | . | | | | | |
| | | | . | | . | | | |
| K | | | | | . | | | |
| K | | | | | . | | | |
| K | | . | | | | | | |
| | | .. | | | . | | | |
| | | | | | . | | | |
| | | | | | . | | | |
| | | | | | | | | |
| | | | | | | | | |
| | | | . | | . | | | |
| | | | . | | . | | | |
| | | | | | | | | |
| | | | | | | | | |
| | | | | | | | | |
| | | | | | | | | |

| | | | | | % | | | |
|--|---|--|---|--|---|--|--|--|
| | | | | | | | | |
| | | | | | | | | |
| | | | | | | | | |
| | (| | | | | | | |
| |) | | | | | | | |
| | | | | | | | | |
| | | | | | | | | |
| | | | . | | . | | | |
| | | | | | . | | | |
| | | | | | . | | | |
| | | | | | . | | | |
| | | | . | | . | | | |
| | | | . | | . | | | |
| | | | | | . | | | |
| | | | | | . | | | |
| | | | . | | . | | | |
| | | | . | | . | | | |
| | | | | | | | | |
| | | | . | | . | | | |
| | | | . | | . | | | |

| | | | | | (%) | | | |
|------|--|------|------|-----|---------|-----|-----|------|
| | | | | | | | | |
| | | . | . | | | | | |
| | | | | | . | | | |
| | | | | | . | | | |
| | | | | | . | | | |
| | | | . | | . | | | |
| | | | . | | . | | | |
| | | | . | | . | | | |
| 0111 | | | . | | . | | | |
| 0112 | | . | | | . | | | |
| | | | | | . | | | |
| | | | | | . | | | |
| | | 25.3 | 37.3 | 4.5 | 41.9 | 5.3 | 4.9 | 12.8 |

| | | | | % | % | | | % |
|---|------|--|---|---|---|---|---|---|
| | | | . | . | . | . | . | . |
| | | | . | . | . | . | . | . |
| | | | . | . | . | . | . | . |
| | | | . | . | . | . | . | . |
| | | | . | . | . | . | . | . |
| | | | . | . | . | . | . | . |
| K | | | . | . | . | . | . | . |
| K | | | . | . | . | . | . | . |
| K | | | . | . | . | . | . | . |
| | | | . | . | . | . | . | . |
| K | | | . | . | . | . | . | . |
| | | | . | . | . | . | . | . |
| | | | . | . | . | . | . | . |
| K | | | . | . | . | . | . | . |
| | | | . | . | . | . | . | . |
| | | | . | . | . | . | . | . |
| | | | . | . | . | . | . | . |
| | | | . | . | . | . | . | . |
| K | ACCA | | . | . | . | . | . | . |
| K | | | . | . | . | . | . | . |
| | | | . | . | . | . | . | . |
| | | | . | . | . | . | . | . |
| | | | . | . | . | . | . | . |
| | | | . | . | . | . | . | . |
| K | | | . | . | . | . | . | . |
| K | | | . | . | . | . | . | . |
| K | | | . | . | . | . | . | . |

| | % | % | % | % | % | % |
|---|---|---|---|---|---|---|
| T | . | . | . | . | . | . |
| T | . | . | . | . | . | . |
| | . | . | . | . | . | . |
| | . | . | . | . | . | . |
| | . | . | . | . | . | . |
| | . | . | . | . | . | . |
| | . | . | . | . | . | . |
| | . | . | . | . | . | . |
| | . | . | . | . | . | . |
| | . | . | . | . | . | . |
| | . | . | . | . | . | . |
| | . | . | . | . | . | . |

.

| | | | | % | % | | | | | |
|---|---|---|---|---|---|---|---|---|---|--|
| | | | . | . | . | . | . | . | . | |
| | | | . | . | . | . | . | . | . | |
| | | | . | . | . | . | . | . | . | |
| K | | | . | . | . | . | . | . | . | |
| | | | . | . | . | . | . | . | . | |
| | | | . | . | . | . | . | . | . | |
| T | | | . | . | . | . | . | . | . | |
| K | | | . | . | . | . | . | . | . | |
| | / | . | . | . | . | . | . | . | . | |

| | | | | | | |
|--|--|--|--|--|--|-----|
| | | | | | | () |
| | | | | | | |
| | | | | | | |
| | | | | | | |
| | | | | | | |
| | | | | | | |
| | | | | | | |
| | | | | | | |
| | | | | | | |
| | | | | | | |
| | | | | | | |

()

| | | | | |
|---|---|--|--|---|
| | | | | |
| K | | | | . |
| | | | | . |
| | | | | . |
| | | | | . |
| | | | | . |
| | | | | . |
| T | | | | . |
| | | | | . |
| | | | | . |
| | | | | . |
| | | | | . |
| | | | | . |
| | | | | . |
| | | | | . |
| | | | | . |
| | | | | . |
| | | | | . |
| | | | | . |
| | | | | . |
| | | | | . |
| | | | | . |
| | | | | . |
| | | | | . |
| | / | | | . |

| | | | | |
|---|--|--|--|---|
| | | | | |
| | | | | . |
| T | | | | . |
| K | | | | . |
| | | | | . |
| | | | | . |

| | | | | |
|---|--|--|--|---|
| | | | | |
| K | | | | . |
| | | | | . |
| | | | | . |
| | | | | . |
| | | | | . |
| | | | | . |
| | | | | . |
| | | | | . |
| | | | | . |
| T | | | | . |
| | | | | . |
| | | | | . |
| | | | | . |
| | | | | . |
| K | | | | . |
| | | | | . |
| K | | | | . |
| | | | | . |
| | | | | . |
| | | | | . |
| | | | | . |
| | | | | . |
| | | | | . |
| | | | | . |
| | | | | . |
| K | | | | . |
| | | | | . |
| | | | | . |
| | | | | . |
| | | | | . |
| | | | | . |
| | | | | . |
| | | | | . |

| | | | | |
|--|---|--|--|---|
| | | | | |
| | / | | | . |

| | | | | |
|---|--|--|--|---|
| | | | | % |
| | | | | . |
| T | | | | . |
| | | | | . |
| K | | | | . |
| | | | | . |
| | | | | . |
| K | | | | . |
| | | | | . |
| | | | | . |
| | | | | . |
| | | | | . |
| | | | | . |
| | | | | . |
| | | | | . |
| | | | | . |
| T | | | | . |
| | | | | . |
| | | | | . |
| | | | | . |
| | | | | . |
| K | | | | . |
| | | | | . |
| K | | | | . |
| | | | | . |
| | | | | . |
| | | | | . |

| | | | | |
|---|---|--|--|---|
| | | | | % |
| | | | | . |
| | | | | |
| | | | | . |
| | | | | . |
| | | | | . |
| K | | | | . |
| | | | | . |
| | | | | . |
| | | | | . |
| | | | | . |
| | | | | . |
| | | | | . |
| | | | | . |
| | | | | . |
| | | | | . |
| T | | | | . |
| | / | | | . |